




COMPREHENSIVE BUDGET

Fiscal Year 2007-2008



Adopted June 21, 2007

260 N. San Antonio Rd., Ste. B
Santa Barbara, CA 93110
Phone: 805-961-8900
Fax: 805-961-8901
www.sbcag.org

SANTA BARBARA COUNTY ASSOCIATION OF GOVERNMENTS
Comprehensive Budget - Fiscal Year 2007-08
Table of Contents

Section	Page
Budget Overview	1
Objectives and Performance Measures	6
Fund Descriptions	16
Budget Summary	19
Graphs	
FY 2007-08 Funding Sources	20
FY 2007-08 Expenditures	20
General Fund	
Revenues	21
Expenditures	22
Service Authority for Freeway Emergencies (SAFE)	
Revenues	23
Expenditures	24
Traffic Solutions	
Revenues	25
Expenditures	26
Local Transportation Authority Capital Projects	
Revenues	27
Expenditures	28
Debt Service Fund	
Revenues	29
Expenditures	30
Job Class Tables	
Fiscal Year 2006-07 (Current)	31
Fiscal Year 2007-08 (Proposed)	32
Appendix	
Detail for Professional and Special Services Accounts	33

GENERAL OVERVIEW

The FY 2007-08 Comprehensive Budget continues longstanding SBCAG policies of prudent fiscal management and long-term financial stability. The budget document format and organization are designed to provide clear information to the Board and members of the public and to make the budget an effective internal management tool.

The budgets for individual programs (e.g., SAFE, Traffic Solutions) are consolidated in a single budget document. Revenues and expenditures for each program are shown separately. The budget document includes summary information on revenues and expenditures to provide an overall perspective on the SBCAG's finances. In addition, the budget document provides information on past year (FY 2005-06) actual revenues and expenditures and estimated revenues and expenditures for the current year (FY 2006-07), for purposes of year-to-year comparisons.

The SBCAG consolidated budget is a compilation of budgets adopted for five separate accounting funds comprised of the General Fund, Traffic Solutions, Service Authority for Freeway Emergencies (SAFE), Local Transportation Authority (Measure D) and Debt Service.

The proposed consolidated budget for FY 2007-08 is \$28.4 million. The proposed budget includes \$17.0 million in costs related to capital improvement projects for which SBCAG is responsible and \$4.7 million in bond debt service payments. The proposed consolidated budget represents an overall increase of only 2.1% from the adopted budget for the current year. This slight increase is due to a combination of several factors, the most significant of which include a decrease in the SAFE program as a result of the completion of the call box upgrade program; an increase in the Traffic Solutions budget due to planned capital improvement purchases for the Clean Air Express bus service and an increase of bond debt service payments as a result of the 2006 bond issue.

The proposed General Fund budget which includes most of SBCAG's staff and operating costs is \$3.0 million. SBCAG experienced about a 1% increase as compared to prior year budget projections. Revenues are anticipated from several different local, state and federal sources and are expected to meet budgetary requirements along with a draw on available fund balance of \$56,550.

A section is included in the budget document, which describes the agency's performance goals, objectives and accomplishments. A section for each of SBCAG's divisions reports the progress in meeting performance measures established for the current year budget, and outlines work objectives and performance measures for the coming year. These will continue to be monitored in future years and used to allocate SBCAG's resources to ensure maximum benefit to the region as a whole.

KEY PROGRAM ISSUES

The Comprehensive Budget is closely tied to the FY 2007-08 Overall Work Program (OWP) adopted by the board in April 2007. The OWP describes the activities SBCAG proposes to undertake during the coming year. The OWP lays much of the groundwork for the budget in that it assigns staff resources to specific work tasks and products.

Major initiatives planned for FY 2007-08 are described in detail in the Overall Work Program. Following is a summary of some of the key projects that will be undertaken during the year:

Transportation Funding and Renewal of Measure D

A priority for SBCAG during FY 2007-08 will be continuing efforts initiated in 2005-06 to develop a ballot measure for extension of Measure D. The current Measure D expires in 2010 which will result in a devastating loss of more than \$35 million annually in

transportation revenues. A ballot measure on the November 2006 ballot to extend Measure D for 30 years and increase the tax rate from ½ percent to ¾ percent received 54% support from county voters, but failed to achieve the two-thirds approval necessary to pass.

Continuing uncertainty about state and federal transportation funding, have underscored the importance of the local transportation funds generated through Measure D. In addition, transportation funding needs continue to grow for local road repair and maintenance, congestion relief, safety improvements, local and regional transit and other transportation alternatives.

The 2007-08 budget reflects the effort that will be focused on Measure D activities during the coming year including:

- ❖ Successfully delivering the remaining Measure D regional highway and transit projects.
- ❖ Informing the public about how Measure D funds are being expended and the importance of these local revenues in meeting transportation needs.
- ❖ Developing a new expenditure plan for the extension of Measure D which has broad support and is more likely to gain two-thirds voter approval. The SBCAG board has targeted the November 2008 general election to place a renewal measure on the ballot with the current ½ percent tax rate.

Transportation Planning and Programming

In accordance with the Overall Work Program adopted by the board, SBCAG’s planning and programming staff will be engaged in the following major activities during FY 2007-08.

- ❖ Completing a required update of the Regional Transportation Plan.
- ❖ Completing a Regional Growth Forecast for the county.
- ❖ Approving projects to be funded with our county share of 2008 State Transportation Improvement Program funds.

- ❖ Adoption and updating of the 2007 Federal Transportation Improvement Program (FTIP) identifying projects in the region that will be funded with state or federal funds during the next 5 years.
- ❖ Funding, planning, developing and implementing the 101 in Motion project consensus package of improvements which will provide a long-term, community supported strategy for relieving congestion on the South Coast 101 corridor.
- ❖ Completion of the Regional Bikeway Plan.
- ❖ Continued improvements in the area of public awareness and communication, including public presentations, SBCAG’s website and other public information materials.
- ❖ Facilitating interregional cooperation with regional planning organizations in San Luis Obispo County and Ventura County.

Service Authority for Freeway Emergencies (SAFE)

During FY 2007-08, the SAFE program will implement a pilot weather detection project as part of a larger ITS effort on the South Coast. The Freeway Service Patrol pilot program for the South Coast 101 corridor initiated in FY 2005-06 will also continue to operate during weekday commute hours. Through its SAFE budget, SBCAG will continue to operate and maintain a system of 327 roadside call boxes which were upgraded in the current year to replace aging equipment, improve system reliability and accessibility for speech, hearing and mobility impaired individuals.

Traffic Solutions

In FY 2007-08, Traffic Solutions will be implementing an interim strategy to continue operation of the Clean Air Express commuter bus service. This interim strategy is needed until a reliable, long term source of revenues can be secured through renewal of Measure D or other sources. Traffic Solutions will also be purchasing replacement buses and particulate matter (PM) traps to comply with the Air Resources Board Fleet Rule. One of the most significant projects for Traffic Solutions will be the Curb Your Commute program as part of the 101 Milpas to Hot Springs

Operational Improvements Traffic Mitigation Program, including carpool and vanpool cash incentives, FlexWork consulting and employer-provided commuter benefits. Traffic Solutions will also be implementing a North County Reverse Commute Vanpool Program and a joint North County / San Luis Obispo Rideshare Promotion. Other projects that will be undertaken by Traffic Solutions include:

- ❖ Working with employers to assist them in developing and implementing programs that promote alternatives to peak period single occupant auto travel.
- ❖ Implementing a new School Pool program and the annual Team Bike Challenge using Traffic Solutions Online, the new one-stop-shop Commuter Matching system.
- ❖ Installing wireless internet service (WiFi) on commuter buses to promote working while you commute.
- ❖ Working with Ventura County Transportation Commission (VCTC) to expand the Coastal Express service to Goleta.

The Traffic Solutions budget of \$3.1 million represents approximately a 35.4% increase over the prior year. Much of the cost increase is a result of capital improvement needs for the Clean Air Express transit service as well as several new grant funded TDM projects.

Local Transportation Authority (Measure D)

SBCAG will continue to focus on completion of the remaining regional highway and transit projects in the Measure D expenditure plan. Measure D revenues have been allocated to complete the Route 101 Milpas to Cabrillo/Hot Springs Operational Improvements project designed to relieve congestion on the South Coast 101 corridor. SBCAG will continue to assist Caltrans and our local agency partners in delivering the roadway operational projects expeditiously and has hired consultants to assist them with design, engineering, right of way acquisition or public outreach work. Design work for the Route 154 Group 2 operational improvements project will be completed in FY 2007-08 and the project will begin construction in 2007. Finally,

Measure D funds are being used by SBCAG to continue and expand interregional transit services provided by the Clean Air Express and Coastal Express systems.

REVENUE

Federal planning funds provide much of the revenue budgeted in the General Fund for SBCAG's transportation planning and programming activities. Sales tax revenues from the state Transportation Development Act will decrease slightly in 2007-08. Sales taxes from Measure D will increase slightly (3%) from current year revenues. Other revenue sources for the General Fund budget include contributions from discretionary grants, STIP Project Programming and Monitoring (PPM) funds, and local government contributions.

Revenue for the SAFE program, which is derived primarily from license fees on vehicles registered within the county, remains stable from year to year. Other revenues in the 2007-08 SAFE budget include a State grant for maintaining the Freeway Service Patrol program.

The Traffic Solutions program has traditionally been supported by STIP and federal CMAQ grant funds. As with the FY 2006-07 year, STIP funds are not expected to be available for the Traffic Solutions budget. The region will no longer be receive federal CMAQ funds on an annual basis due to its attainment of the federal 8-hour ozone standard, however, two years of CMAQ phase out funds have been approved for 2007-08 and 2008-09. The board approved programming these CMAQ phase-out funds totaling \$1.9 million for continuation of the travel demand reduction and congestion relieve programs and services provided by SBCAG's Traffic Solutions division. The 2007-08 budget assumes continued operation of the Clean Air Express service will be funded with fare revenues, Measure D regional funds and other local or regional funds. SBCAG's share of costs for the Coastal Express transit service will come from Measure D Regional funds. The loss of CMAQ funding and ongoing

shortfalls of STIP funding have created a need to identify other stable, long term revenue sources to continue these valuable and successful regional programs. Funding to continue and expand Traffic Solutions programs may be included in the Measure D renewal expenditure plan for 2008, but these revenues will be available beginning in FY 2010-11 only if voters approve the renewal.

In August 2005 a new federal transportation reauthorization bill known as SAFETEA-LU was enacted. The bill continues and expands funding for many of the transportation programs previously authorized in TEA-21. In particular, federal funding for metropolitan planning which is distributed through a state formula has increased. Funding for metropolitan planning is authorized through the expiration of SAFETEA-LU in FY 2008-09.

STAFFING

The FY 2007-08 budget reflects 20.0 full-time equivalent staff positions. There is no change anticipated to staffing for the 2007-08 fiscal year and the proposed budget provides for sufficient funding to fill all authorized positions.

COMPENSATION AND FRINGE BENEFITS

Of ongoing importance is the need to maintain SBCAG's ability to recruit and retain qualified staff. Every few years it is necessary to provide for an independent review and comparison with similar agencies. This current budget includes funding for a comprehensive compensation and benefits study. The study will also examine staffing and organizational issues that will result if Measure D is renewed. The compensation and benefits study will begin in FY 2006-07 and continue into the early part of FY 2007-08.

The budget includes an across-the-board cost-of-living adjustment (COLA) to all employee salary ranges of 3.5%

effective June 18, 2007. The overall increase in salaries and benefits in FY 2007-08 is approximately 7.7%. The salaries account shows an increase of roughly 7% based on the recommended cost-of-living adjustment, normal merit increases, balance payments associated with staff turnover and the shift of board member meeting payments to payroll. Retirement contribution rates will increase about 11.3% in the 2007-08 fiscal year.

The net effect of all salary and benefit cost adjustments is an increase of around \$158,700 in FY 2007-08. About 32% of this overall increase involves rate changes (e.g. health insurance, dental/vision insurance, retirement contributions) that are largely beyond the control of the agency. The recommended COLA and regular merit increases are responsible for approximately 34% of the total increase.

The budget provides funding to continue an SBCAG employee Transportation Demand Management program to reduce single occupant auto commuting and to assist in recruiting and retaining staff. The program provides incentives for staff to use alternative transportation modes for commuting. Financial incentives are available to employees who use transit, carpool or vanpool. A two day vacation bonus is available for employees that commute using alternative transportation. Approximately \$4,000 is budgeted in FY 2007-08 for costs associated with SBCAG's TDM program.

PROFESSIONAL SERVICES

The FY 2007-08 budget includes funding for professional services to be provided under various consultant contracts which are described in more detail in SBCAG's Overall Work Program (OWP). Professional and Special Services costs for the General Fund, SAFE, Traffic Solutions and LTA Capital Projects budgets are listed in the Appendix.

BOND ISSUANCE

The LTA Capital Projects fund includes a recent bond issue. In October 2006, the SBCLTA issued \$8.2 million of limited tax bonds for use in delivering projects in the Measure D Regional Program. The Series 2006 bond issue, will be used to provide sufficient funding to eliminate \$1.6 million in cash balance deficits anticipated in 2007 and approximately \$6.4 million in additional funding to act as a contingency for delivering the remaining Measure D projects

GENERAL FUND BALANCE

SBCAG maintains a prudent balance in the General Fund from year to year as a contingency reserve. This reserve is needed to ensure adequate cash flow as many of SBCAG's funding sources are on a reimbursement basis. In addition, a reserve is needed as a safety net because SBCAG's funding sources are vulnerable to state and federal legislation and budgetary actions, losses in state matching funds, delays in grant awards, etc.

The General Fund balance at the end of the current fiscal year is expected to be approximately \$722,611. It is anticipated that \$56,550 of existing fund balance will be used in conjunction with projected revenues to cover all expenditures budgeted for FY 2007-08, resulting in an ending fund balance at June 30, 2008, of approximately \$666,061.

Fixed Assets

A total of \$14,000 has been included in the FY 2007-08 budget for fixed asset purchases such as computer equipment, desktop PC's and office furnishings. In the current year (2006-07) we instituted a tri-annual replacement program for our desktop PC's. This replacement cycle allows us to anticipate future computer equipment needs as well as allowing staff to keep up to date with available technology.

FY 2007-08 OBJECTIVES AND PERFORMANCE MEASURES

SBCAG staff is organized into four divisions, some of them encompassing more than one programmatic unit. SBCAG has developed objectives and performance measures for its various organizational units, as a starting point for determining funding requirements for each unit. This section describes the functions of each unit, summarizes FY 2006-07 accomplishments and performance measures, and details the FY 2007-08 objectives and recommended ongoing performance measures

Administration Functions

The Administrative Division provides administrative support to all SBCAG staff, including personnel, training, facilities management, accounting and fiscal management, grants administration and clerical support.

Major FY 2006-07 Accomplishments

- ❖ Prepared the FY 2007-08 Comprehensive Budget and Overall Work Program.
- ❖ Completed the FY 2005-06 Annual Financial Report.
- ❖ Continued efforts to reduce printing and mailing costs by encouraging use of SBCAG website for review and downloading of agendas, reports and publications.
- ❖ Prepared annual report to State Controllers' Office.
- ❖ Prepared and submitted required grant applications, reports and invoices.
- ❖ Revised staff task assignments to better integrate Traffic Solutions and SBCAG work.
- ❖ Conducted recruitments as necessary to maintain full staffing levels.

FY 2006-07 Performance Measures

- ❖ All SBCAG Board meeting agenda packets sent out eight days prior to the meeting date.

- ✓ Due to workload issues, several of the board agenda package mailings were delayed. When the packages were delayed, staff either hand delivered or used overnight mail to ensure that board members received the package prior to the public posting of the agenda on the SBCAG website.
- ❖ All SBCAG Board and committee meeting agenda packets posted on website at least 6 days prior to the meeting date.
 - ✓ All agendas, minutes and staff reports were posted on the website 6 days prior to the board meeting date.
- ❖ All grant applications, invoices and reports processed in compliance with federal/state requirements and deadlines.
 - ✓ All grant applications, invoices and reports comply with federal and state requirements and deadlines.
- ❖ All employee performance evaluations completed on time.
 - ✓ 18 out of 19 or 95% of employee performance evaluations were completed on time. The goal each year will continue to be 100%.

FY 2007-08 Objectives

- ❖ Prepare FY 2008-09 Comprehensive Budget and Overall Work Program.
- ❖ Prepare the FY 2006-07 Annual Financial Report
- ❖ Continue recruitments as necessary to maintain staffing levels.
- ❖ Develop and manage contract for preparation of a comprehensive Compensation and Benefits Study.
- ❖ Continue efforts to reduce printing and mailing costs by encouraging use of SBCAG website for review and downloading of meeting agendas, reports and publications.
- ❖ Prepare annual report to State Controllers' Office.
- ❖ Prepare and submit required grant applications, reports and invoices.

- ❖ Continue implementation and evaluation of employee Transportation Demand Management program

FY 2007-08 Performance Measures

- ❖ All SBCAG Board meeting agenda packets mailed at least eight days prior to the meeting date.
- ❖ All SBCAG Board and committee meeting agenda packets posted on website at least 6 days prior to the meeting date.
- ❖ All grant applications, invoices and reports processed in compliance with federal/state requirements and deadlines.
- ❖ All employee performance evaluations completed on time.
- ❖ Reduce the number of daily SBCAG employee single occupant automobile commute trips by 15% compared to pre-TDM program commute statistics.

Public Information Functions

Increasing awareness of and involving the public in all aspects of SBCAG's activities are the key functions of the Government Affairs/Public Information Coordinator. Working in conjunction with the staff, options are explored for appropriate outreach activities for SBCAG projects and programs. The Coordinator insures that the website remains current and provides content for both the SBCAG web site and the monthly electronic newsletter. The Coordinator distributes press releases; works with local media to ensure information is disseminated to the public in a timely manner and responds to requests for information by the public.

Major FY 2006-07 Accomplishments

- ❖ Public awareness of SBCAG's role as the focus of regional transportation planning efforts has never been higher. The Measure D renewal election, while not successful in achieving the required two-thirds vote threshold, focused public attention on SBCAG and on the transportation needs of the county. All of the local media outlets extensively covered both the development of the expenditure plan and the

campaign in support of the Measure. The Measure D renewal effort was supported strongest in south Santa Barbara County where the public had been significantly engaged in development of the 101 in Motion consensus recommendations. The education process involved in the 101 in Motion process built a strong foundation of support for the "lane and train" solution package which recommended widening the freeway with a new carpool lane and creating a new commuter rail service to Ventura County. Unfortunately, that same base of support has not yet been developed in North County and will require significant attention in the next fiscal year.

- ❖ The decision of the California Transportation Commission in February to award \$151 million in State Proposition 1B funding to widen the 101 freeway from La Conchita in Ventura County to Carpinteria in south Santa Barbara County also significantly raised SBCAG's visibility in the community and heightened public interest in seeing the project fully funded.
- ❖ Media coverage of the press events to announce the groundbreaking of the 101 freeway widening in Santa Maria, completion of Ortega Hill freeway widening and bikeway project and the CTC funding award for the 101 freeway widening all successfully demonstrated SBCAG's active transportation improvement agenda to the general public.
- ❖ SBCAG hosted the California Transportation Commission meeting in Santa Barbara in September 2006. This afforded the agency the opportunity to highlight the region's transportation needs and inform the commission about the successful efforts through 101 in Motion to develop a community consensus for a long term corridor management plan. In conjunction with this, SBCAG hosted a Community Leader's Breakfast featuring a keynote presentation by Caltrans Director Will Kempton. A broad cross section of community opinion leaders were invited to the breakfast which was attended by approximately 70 people.

FY 2006-07 Performance Measures

- ❖ Conduct public presentations to 50 community organizations during the first quarter of the fiscal year regarding SBCAG's Measure D renewal expenditure plan.
 - ✓ This performance measure was not met. Staff made presentations to 29 community organizations in 2006-07.
- ❖ Distribute an on-line public opinion poll regarding transportation related issues to *Newswire* subscribers at least quarterly.
 - ✓ This performance measure was not met.
- ❖ Continue monthly publication of SBCAG's electronic newsletter, *Newswire* and increase distribution to 815 recipients (10% increase).
 - ✓ This performance measure was not met. The *Newswire* was published four times in 2006-07

FY 2007-08 Objectives

- ❖ Continue efforts to expand public awareness of SBCAG meetings, programs, and projects, especially focusing on involving the public in the development of the new Measure D renewal expenditure plan.
- ❖ Update the SBCAG Public Participation Plan to meet new federal regulations.
- ❖ Update SBCAG general information brochures and materials.

FY 2007-08 Performance Measures

- ❖ Make presentations to at least 50 community organizations during the year.

- ❖ Distribute an on-line public opinion poll regarding transportation related issues to *Newswire* subscribers at least quarterly.
- ❖ Continue at least bi-monthly publication of SBCAG's electronic newsletter, *Newswire* and increase distribution to 815 recipients (10% increase)

Planning Functions

This program is intended to foster a comprehensive regional planning process which responds to both current and long-range issues of local and regional concern, maintain an effective planning process consistent with federal and state statutes and regulations, and assist in the delivery of programs, projects and services in an effective manner. The Planning Division also administers the state-mandated Congestion Management Program (CMP), Airport Land Use Commission, Census Data Center, regional forecasts, regional travel model, and air quality conformity assessments, among other responsibilities.

Major FY 2006-07 Accomplishments

- ❖ Completed the 2006-07 unmet transit needs process. Initiated and completed changes to definitions of unmet transit need and reasonable to meet.
- ❖ Implemented new transit needs procedures consistent with a legal settlement including appointment of a farm worker representative to SBCTAC.
- ❖ Completed and obtained Board approval of North County Transit Plan.
- ❖ Prepared project maps, travel forecasts, financial forecasts, and updated other components of Metropolitan Transportation Plan.
- ❖ Prepared air quality mobile source emissions analysis and developed transportation control measures for APCD Clean Air Plan.
- ❖ Re-examined RTP financial analysis in light of failure of Measure D reauthorization. Prepared new sections for RTP

in light of SAFETEA LU authorization and new MPO Planning Regulations

- ❖ Completed the annual Congestion Management Program (CMP) Conformance Assessment.
- ❖ Provided staff assistance to variety of advisory committees: North County and South Coast Subregional Planning Committees, SBCTAC, TTAC, TPAC, 101 IM TAG, 101 IM Stakeholders Group, APCD Community Advisory Committee, among others.
- ❖ Conducted ongoing liaison on interregional issues with Ventura County Transportation Commission, Southern California Association of Governments and San Luis Obispo Council of Governments.
- ❖ Worked with media representatives on a variety of stories.
- ❖ Applied for and received grant funding for preparing the Public Transit Human Services Coordination Plan. Initiated preparation of Plan.
- ❖ Initiated work on Triennial Performance Audits required under the Transportation Development Act.
- ❖ Initiated preliminary work with US Census Bureau for 2010 Census. Enhanced GIS mapping capability.
- ❖ Prepared draft of Regional Growth Forecast. Board released draft for public review
- ❖ Collected and processed traffic count and Highway Performance Monitoring System data.
- ❖ Finished upgrade SBCAG's travel forecasting model. Completed travel model update to add High Occupancy Vehicle (HOV) capability.
- ❖ Conducted consistency assessments of projects and plans with Airport Land Use Plan.
- ❖ In cooperation with other Central Coast agencies monitored consultant products associated with federal required Intelligent Transportation System (ITS) Architecture and Maintenance Plan. Briefed TTAC on initial output.
- ❖ Provided staffing for Los Angeles-San Diego-San Luis Obispo (LOSSAN) and Coast Rail Coordinating Council technical and policy committee meetings. Participated on technical committee to manage rail model forecast results and prepare draft LOSSAN North Strategic Plan

FY 2006-07 Performance Measures

- ❖ Provide ongoing staff support to all SBCAG advisory committees.
 - ✓ Staffed TTAC, TPAC, SBCTAC, and Subregional Committees.
- ❖ Distribute committee meeting agenda materials at least 7 days ahead of meeting.
 - ✓ Due to workload issues, posting of the agenda packages for some of the TTAC meetings was delayed or staff reports were posted later than 7 days prior to the meeting date. Posting of agenda materials for all other committees was completed at least 7 days prior to the meeting.
- ❖ Review FTA 5310, JARC, and New Freedom grant applications on time.
 - ✓ Grant applications for JARC and New Freedom reviewed in a timely manner. Applications were approved. The 5310 cycle was postponed by the State.
- ❖ Prepare annual Congestion Management Program conformance assessment by April.
 - ✓ Annual conformance assessment completed in April.
- ❖ Submit requests to state/federal agencies for planning grant project reimbursement quarterly as specified in grant agreement.
 - ✓ Requests submitted quarterly

FY 2007-08 Objectives

- ❖ Provide leadership and staff support on special studies and efforts to resolve issues of a regional or subregional nature.
- ❖ Provide support to regional advisory committees.

- ❖ Work with North County Technical Transit Advisory Group to implement findings in North County Transit Plan.
- ❖ Assess and address unmet transit needs in cooperation with local agencies.
- ❖ Identify and mitigate airport land use conflicts in plan and project reviews. Update airport influence area maps as needed.
- ❖ Assist local agencies and US Census Bureau in preparing for 2010 Census.
- ❖ Review and comment on U.S. Census American Community Survey reports.
- ❖ Obtain SBCAG approval of the Regional Growth Forecast and respond to public requests for information about forecast.
- ❖ Enhance SBCAG's travel model and GIS capabilities.
- ❖ Complete board adoption the 2007 Regional Transportation Plan.
- ❖ Assist in implementing recommendations of 101 in Motion plan and complete annual monitoring report.
- ❖ Assist applicants for grants as needed and review grant requests as required.
- ❖ Complete and obtain board adoption of Regional Bikeway Plan.
- ❖ Update and obtain approval of travel trends report and prepare companion State of the Commute Report.
- ❖ Complete cost sharing agreement, RFP, and draft of Central Ave. Extension/ SR 246 feasibility report.
- ❖ Complete ITS Strategic Architecture and Maintenance Plan.
- ❖ Complete Public Transit Human Services Coordination Plan.

FY 2007-08 Performance Measures

- ❖ Provide ongoing staff support to all SBCAG advisory committees.
- ❖ Distribute committee meeting agenda materials at least 7 days ahead of meeting
- ❖ Review JARC, New Freedom, 5310 and other grants on time.
- ❖ Prepare annual Congestion Management Program conformance assessment by April.
- ❖ Update CMP by June, 2008

- ❖ Submit requests to state/federal agencies for planning grant project reimbursement quarterly as specified in grant agreement.

Transportation Programming and Monitoring Functions

SBCAG's Programs Division is responsible for programming of transportation funds pursuant to state and federal statutes, and for monitoring projects to ensure that projects are completed and funds expended in a timely manner. The division also administers the Measure D, SAFE and FSP programs, which are described under their own headings.

Major FY 2006-07 Accomplishments

- ❖ Completed AB 1012 Obligation Plans for CMAQ funding and obligated CMAQ apportionments up to the region's obligation limits.
- ❖ Assisted agencies with allocating and amending STIP projects to expedite project delivery and avoid fund lapses.
- ❖ Assisted agencies in streamlining project delivery in such areas as allocation requests, timely-use-of-funds deadlines, and invoicing.
- ❖ Programmed and obligated CMAQ phase-out funds to close out the CMAQ program in Santa Barbara County.
- ❖ Prepared and adopted the 2005 and 2007 FTIP's.
- ❖ Prepared and adopted 2007 FTIP.
- ❖ Prepared and adopted 2006 RTIP for the 2006 STIP Augmentation.
- ❖ Obtained nearly \$3.0 million in funding for transportation projects in region by implementing an exchange of unobligated federal apportionments for new federal funding with the Sacramento Area Council of Governments.

FY 2006-07 Performance Measures

- ❖ Maintenance of a multi-modal Federal Transportation Improvement Program (FTIP) in full compliance with federal requirements.
- ❖ Prepared and adopted 2007 FTIP in compliance with federal requirements.
 - ✓ 8 amendments were approved to the FTIP and an updated financial plan demonstrating financial constraint presented to FHWA for each amendment.
- ❖ 100% of STIP timely-use-of-funds deadlines are met for all projects each year.
 - ✓ SBCAG and local agencies met all timely use of funds deadlines or requested extensions which were approved by the CTC.

FY 2007-08 Objectives

- ❖ Monitor projects programmed in the FTIP to ensure that all timely-use-of-funds requirements are met by project sponsors.
- ❖ Work with federal and state partners to ensure federal approval of amendments, as necessary to the 2007 Federal Transportation Improvement Program (FTIP).
- ❖ Ensure that local agencies complete close-out work and request reimbursement for completed federal-aid projects.

FY 2007-08 Performance Measures

- ❖ Maintenance of a multi-modal Federal Transportation Improvement Program (FTIP) in full compliance with federal requirements.
- ❖ 100% of STIP timely-use-of-funds deadlines are met for all projects each year.
- ❖

Measure D Functions

As the Local Transportation Authority (LTA) for Santa Barbara County, SBCAG is responsible for administering the ½ percent county sales tax authorized by voter approval of Measure D in 1989. As the administrator of Measure D revenues, SBCAG is charged with the development and construction of regional projects identified in the Measure D Expenditure Plan, as well as allocating funds and monitoring performance for the local program which receives 70% and the paratransit program which receives 0.5%.

Major FY 2006-07 Accomplishments

- ❖ Continued to oversee development of existing Measure D Regional Projects:
 - ✓ US 101 Milpas to Cabrillo-Hot Springs
 - Obtained final project approval through the Coastal Development Permit process from the City of Santa Barbara
 - Executed a PS&E charter to have design packages by Caltrans and consultant team consolidated into one bid package for construction
 - Made significant progress on the right of way acquisition including completing acquisition of property from UPRR
 - Completed a peer review for roundabout at Hot Springs Road and completed PS&E delivery to Caltrans on consultant designed improvements
 - Continued to provide public information and meet with stakeholders
 - ✓ Route 154 Operational Improvements
 - Completed environmental review and approved project implementation
 - Continued oversight of design phase including submittal of 65% and 95% PS&E to Caltrans for review

- Prepared RFP for soliciting construction management firms and selected firm to assist in delivery of construction
- ✓ US 101 Ortega Hill Auxiliary Lane
 - Coordinated with Caltrans on construction
 - Monitored contingencies for completion of project
 - Coordinated updates to stakeholders on construction progress
 - Organized a ribbon cutting event at completion of project
- ✓ Interregional Transit Service/General
 - Continued to monitor revenue and expenditures and cash flow requirements
 - Prepared 2006 Strategic Plan and presented to board for adoption
 - Worked with financial advisor and bond counsel to issue 2006 Series bonds for capital project needs to complete program
 - Allocate Measure D revenues to local government entities

FY 2006-07 Performance Measures

- ❖ Complete all milestones for the scheduled Regional Highway Program projects on time and within budget.
 - ✓ SBCAG completed 95% and final PS&E milestones within the time allowed for US 101 Milpas to Cabrillo-Hot Springs project to still obtain a construction allocation vote in FY 07-08.
 - ✓ SBCAG completed the environmental phase for the Route 154 Operational Improvements project and approved the project for beginning final design.
 - ✓ SBCAG coordinated with Caltrans on the completion of the construction of the 101/Ortega Hill project. Project was completed within a couple months of anticipated date

allowing for additional days for weather and change orders.

- ❖ Ensure that local Measure D allocations are made on schedule.
 - ✓ SBCAG made allocations to the local government entities on schedule. Expenditure reports were received from local agencies.

FY 2007-08 Objectives

- ❖ Approve contract for Route 154 Group 2 Operational Improvements project for construction management and award a construction contract
- ❖ Obtain right of way certification for the US 101 Milpas to Cabrillo-Hot Springs project
- ❖ Coordinate with Caltrans and the City of Santa Barbara on a cooperative agreement for construction for the US 101 Milpas to Cabrillo-Hot Springs project
- ❖ Coordinate with Caltrans on the allocation of construction funds, advertisement, award and notice to proceed of a construction contract for the US 101 Milpas to Cabrillo-Hot Springs project
- ❖ Allocate Measure D revenues to local government entities.

FY 2007-08 Performance Measures

- ❖ Complete all milestones for the scheduled Regional Highway Program projects on time and within budget.
 - ✓ Monitor project schedules and update on monthly basis.
 - ✓ Track and record project and program expenditures on monthly basis.
- ❖ Ensure that local Measure D allocations are made on schedule.

Service Authority for Freeways and Expressways (SAFE) Functions

In its capacity as the SAFE for Santa Barbara County, SBCAG is responsible for the installation, operation and administration of the system of approximately 333 roadside call boxes in Santa Barbara County. The system operating costs are financed primarily by a \$1 per-year fee on all motor vehicles registered within the county. SBCAG also operates a Freeway Service Patrol program on the South Coast 101 Corridor to reduce traffic congestion caused by non-recurrent incidents (i.e., traffic accidents, vehicle breakdowns, debris in lanes, etc)

Major FY 2006-07 Accomplishments

- ❖ Finished work on the Call Box Capital Replacement Program including:
 - ✓ Completed Capital Replacement project using digital service and TTY technology.
 - ✓ Upgraded all sites to meet ADA guidelines.
 - ✓ Completed Capital Replacement Program and TTY technology upgrade on SR 166.
- ❖ Effectively maintained built-out call box system.
- ❖ Converted to a private Call Box Call Answering Center resulting in estimated annual savings of \$20,000.
 - ✓ Continued coordination with CHP and contractor to determine technology and resource needs.
- ❖ Managed Freeway Service Patrol (FSP) pilot program.
 - ✓ Secured \$277,468 in state FSP grant program funds for the 06/07 fiscal year.
 - ✓ Refined the dispatching, technology and resource needs of a new service with CHP.
 - ✓ Continued coordination between service provider and CHP.

- ✓ Prepared and awarded an additional two-year service contract with local tow truck operator.

FY 2006-07 Performance Measures

- ❖ Recover 90% of knockdown repair costs for all incidents when responsible party can be identified.
 - ✓ Collected knockdown repair costs totaling over \$4,000 for incidents in which responsible parties were identified.
- ❖ Ensure that at least 98% of call boxes are operational at all times.
 - ✓ The system averaged 2 call boxes out of operation per month (99.4% functional) due to regular maintenance, knockdowns and road rehabilitation projects on the south coast of Santa Barbara.

FY 2007-08 Objectives

- ❖ Maintain and operate built-out call box system.
- ❖ Collect data regarding frequency and location of call box calls.
- ❖ Monitor along with CHP the continued smooth operation of the Freeway Service Patrol program.
- ❖ Obtain state Freeway Service Patrol grant funds in the 07/08 fiscal year.
- ❖ Investigate the implementation of various other motorist aid programs including Intelligent Transportation Systems.

FY 2007-08 Performance Measures

- ❖ Recover 90% of knockdown repair costs for all incidents when responsible party can be identified.
- ❖ Ensure that at least 98% of call boxes are operational at all times.
- ❖ Collect data from Freeway Service Patrol for comparison to adopted performance measures for pilot program.

Traffic Solutions Functions

Traffic Solutions is the transportation demand management (TDM) program administered by SBCAG that promotes ridesharing, public transportation, biking, walking, telecommuting, and other transportation alternatives on a countywide basis. Traffic Solutions also works directly with employers to assist in developing employee transportation programs. The Division administers the Clean Air Express, a commuter bus program and assists in the co-management of the Coastal Express transit service program.

Major FY 2006-07 Accomplishments

- ❖ Transit
 - ✓ Operated the Clean Air Express and increased fare box recovery ratio from 64% to 73%.
 - ✓ Worked with Santa Maria, Lompoc, Santa Barbara County and SBMTD to develop a transition plan of the continued operation of the Clean Air Express.
 - ✓ Increased Clean Air Express ridership by 28%.
 - ✓ Arranged the selling of external advertising space on the Clean Air Express to generate additional revenue.
 - ✓ Increased VISTA Coastal Express ridership by 30%.
- ❖ Bicycling:
 - ✓ Conducted two bicycle safety classes and one school bicycle rodeo.
 - ✓ Reprinted a new 2006 updated Regional Bike Map.
 - ✓ Conducted the second annual Team Bike Challenge in June 2006.
 - ✓ Completed Draft Regional Bicycle Plan.
- ❖ Carpool/Vanpool:
 - ✓ Purchased and launched new ridematching and employer commuter program software.
 - ✓ Acquired JARC funding for a North County Reverse Commute Vanpool Program.

- ✓ 25 new rider rebates were issued. One new vanpool was formed under the Vanpool Quick Start program.
- ❖ FlexWork:
 - ✓ Completed FlexWork Santa Barbara Phase I Pilot Program and published final report.
 - ✓ FlexWork efforts in the Fall and Winter focused on expanding and marketing a FlexWork program for the County of Santa Barbara, as well as assisting in the continued expansion of the City of Santa Barbara FlexWork program. To coincide with construction of the 101 Milpas to Hot Springs project, the full rollout of the Phase II FlexWork Santa Barbara program has been scheduled for the fall of 2007.
- ❖ Outreach:
 - ✓ Conducted 2007 Commuter Profile random phone survey.
 - ✓ Conducted four employer surveys.
 - ✓ Commuter presentation to 20 employer/employee groups.
 - ✓ Published new Clean Air Express schedules and map, and produced Team Bike Challenge brochures, flyers and posters, and a 2007 Green Awards brochure.

FY 2006-07 Performance Measures

- ❖ Eliminate over 370,000 vehicle trips on an annual basis, not including carpoolers.
 - ✓ Eliminated over 477,000 vehicle trips, not including carpoolers.
- ❖ Eliminate over 14.0 million vehicle miles of travel on an annual basis, not including carpool trips.
 - ✓ Eliminated over 18.8 million vehicle miles of travel, not including carpool trips.

- ❖ Maintain monthly contact with 400 employers through the e-newsletter *NewsWire*.
 - ✓ As noted previously, only 4 issues of the *NewsWire* were published in 06/07. Maintained contact with over 394 employers through the *NewsWire*. An additional 463 individuals also receive the *NewsWire* through SBCAG.
- ❖ Maintain a seat sold to seating capacity ratio of 77% on a system-wide basis.
 - ✓ Maintained a seat sold to seating capacity ratio of 83% on a system-wide basis.
- ❖ Maintain a 64% or greater farebox recovery ratio for Clean Air Express.
 - ✓ Maintained an 80% farebox recovery ratio for Clean Air Express.

FY 2007-08 Objectives

- ❖ Provide training and furnish promotional materials, support and activities for employer transportation coordinators.
- ❖ Launch the *Curb Your Commute* program (101 Milpas to Hot Springs TDM program), including carpool and vanpool cash incentives, employer outreach, *Skip Your Trip* (2-week flexible schedule promotion) and the FlexWork Phase II program.
- ❖ Co-Publish and distribute a periodic e-newsletter, *NewsWire* with SBCAG and Traffic Solutions.
- ❖ Develop and provide information and promotional materials regarding carpooling, vanpooling, transit, rail, bicycling, compressed work hours, telecommuting, tax programs and other TDM/ridesharing activities.
- ❖ Public launch of *Traffic Solutions Online*: One-stop-shop for commuter information, including commuter matching,

vanpool management, employer program management, Emergency Ride Home, School Pool, Curb Your Commute and Team Bike Challenge.

- ❖ In cooperation with local agencies, develop an interim strategy to continue operation of the Clean Air Express commuter bus service, including route, schedule planning and marketing. Contract operations, fare collection and customer service.
- ❖ Purchase new Clean Air Express buses and particulate matter filters to meet ARB fleet regulations.
- ❖ Add additional VISTA Coastal Express service to Goleta.
- ❖ Assist in the organization and ongoing placement of vanpools. Provide incentives to stimulate vanpool formation.
- ❖ Organize the 2008 *Team Bike Challenge* in June.
- ❖ Assist in defining and implementing TDM mitigation measures associated with EIR's and Negative Declarations.
- ❖ Coordinate with multi agency consortium on new Green Business Certification Program.

FY 2006-07 Performance Measures

- ❖ Eliminate over 500,000 vehicle trips on an annual basis.
- ❖ Eliminate over 20 million vehicle miles of travel on an annual basis.
- ❖ Maintain periodic contact with 400 employers and other individuals through the *NewsWire*.
- ❖ Maintain a seat sold to seating capacity ratio of 83% on a system-wide basis.
- ❖ Maintain a 68% or greater farebox recovery ratio for Clean Air Express (operating costs are expected to increase in FY07-08).

FUND DESCRIPTIONS

SBCAG utilizes a number of different funds in its accounting structure. A fund is an independent fiscal and accounting entity with a self-balancing set of accounts. Fund accounting segregates funds according to their intended purpose and is used to aid management in demonstrating compliance with finance related legal and contractual provisions.

Fund budgets are adopted annually to ensure accountability and control over the resources. The Board is only required to adopt budgets for five of SBCAG's funds: General Fund, Service Authority for Freeway Emergencies (SAFE), Traffic Solutions, Local Transportation Authority Capital Projects (Measure D), and Debt Service. For the remaining funds that have no adopted budget, the Board takes separate action during the fiscal year regarding the receipt and disbursement of those moneys.

General Fund (Fund 5300)

This is SBCAG's primary operating fund. It accounts for all financial resources of the general government, except those required to be accounted for in another fund. The SBCAG Board adopts a budget for this fund annually.

The General Fund is used to account for the receipt and expenditure of resources that allow SBCAG to meet its responsibilities as the metropolitan planning organization, regional transportation planning agency, airport land use commission, congestion management agency, and Local Transportation Authority. The specific activities that SBCAG will undertake in the coming year are described in the Overall Work Program, which is also adopted by the Board annually. Most of the revenues that support the budget are derived from federal and regional transportation funds which are allocated by formula or result from current policy and, thus, are relatively stable.

A portion of the salaries and benefits included in the General Fund relates to staff support that SBCAG provides to the SAFE, LTA and Traffic Solutions programs. SBCAG is fully reimbursed from SAFE, LTA and Traffic Solutions for these costs.

Special Revenue Funds

Special revenue funds account for revenue sources that are legally restricted to expenditure for specific purposes. The SBCAG utilizes seven special revenue funds; however, budgets are only required to be adopted for three of them: SAFE, Traffic Solutions, and LTA Capital Projects.

Service Authority for Freeway Emergencies (SAFE – Fund 5276)

The SAFE fund is used to account for the costs associated with the administration, operation, and maintenance of the system of freeway call boxes installed on state highways in Santa Barbara County and for the operation of a freeway service patrol program. These programs are funded primarily by a \$1.00 annual fee levied on all motor vehicles registered in the County. The SBCAG Board adopts a budget for this fund annually.

Traffic Solutions (Fund 5305)

In October 1991, SBCAG entered into an agreement with the County and the City of Santa Barbara to administer and implement an interagency Transportation Demand Management (TDM) program with the overall objective of reducing the reliance on single-occupant auto use for commuting during peak hours. Since then, Traffic Solutions has worked collaboratively with Santa Barbara County and several North County and south coast cities, as well as with Ventura County and San Luis Obispo County, to create and administer a variety of transportation

demand management programs, which promote alternative transportation methods.

Traffic Solutions administers a carpool and vanpool match list; administers Bike to Work Week and Rideshare events; manages the Clean Air Express commuter bus service operated between North County and the south coast; assists Ventura County in the administration of the Coastal Express bus service operated between Ventura and Goleta; and provides commuter assistance to the general public. These programs are funded through a combination of federal, state, and local revenue sources. The SBCAG Board adopts a budget for this fund annually.

**Local Transportation Authority Capital Projects
(Fund 5302)**

SBCAG is responsible for administering the ½ percent county sales tax approved by voters as Measure D in 1989. Pursuant to Ordinance No. 1, the proceeds from the ½ percent sales tax are to be divided with seventy percent allocated by formula to the cities and the County and the remaining thirty percent used to finance state and regional highway improvement projects identified in the Expenditure Plan as well as local paratransit services.

The monthly revenues from the thirty percent share are first used to cover principal and interest payments on the bonds issued as part of the financing of the Measure D program. The remainder is deposited into the LTA Capital Projects Fund and credited to individual projects on a percentage basis. The SBCAG Board adopts a budget for this fund annually.

Debt Service Fund (Fund 5304)

The purpose of the Debt Service Fund is to accumulate resources for the payment of principal and interest due on the sales tax revenue refunding bonds issued by the Local Transportation Authority (LTA) in September 2003. The resources used to fund the principal and interest payments are generated from a portion of the LTA's thirty percent share of Measure D sales tax revenues. The accumulation of resources and the payment of principal and interest are performed by a trustee. The LTA does not physically receive or disburse any of the funds that flow through this budget, which is adopted by the SBCAG Board annually.

The following special revenue funds are described below for informational purposes only. Since an adopted budget is not required, no financial information for these funds is presented in this document.

Ordinance Number One (Fund 5301)

This fund is used to account for the revenues received from the Measure D ½ percent sales tax. Revenues are disbursed to designated recipients like the County, the cities, Easy Lift, and SBCAG for state and regional highway projects, public transit, local street and road projects, and administrative expenses. SBCAG's share of the tax revenue is transferred into the LTA Capital Projects Fund (Fund 5302) for use on the projects identified in the Expenditure Plan.

Surface Transportation Program (Fund 5303)

This fund is used by SBCAG to administer the receipt and disbursement of State Highway Account funds. Under SAFETEA-LU, SBCAG receives an annual apportionment of federal Surface Transportation Program funds that are to be used for transportation projects within Santa Barbara County. These federal funds are then exchanged with Caltrans for a like amount of State Highway Account funds. By exchanging federal funds for non-federal state funds, project sponsors can avoid the burden associated with the extensive administration requirements of federal funding.

**Transportation Development Act –
Local Transportation Fund (Fund 1230)**

This fund is used to account for Local Transportation Funds provided by the Transportation Development Act. SBCAG disburses these funds to the County, the cities, and other local agencies for pedestrian and bike facilities, transit services, and

streets and roads in accordance with claims submitted by the local agencies.

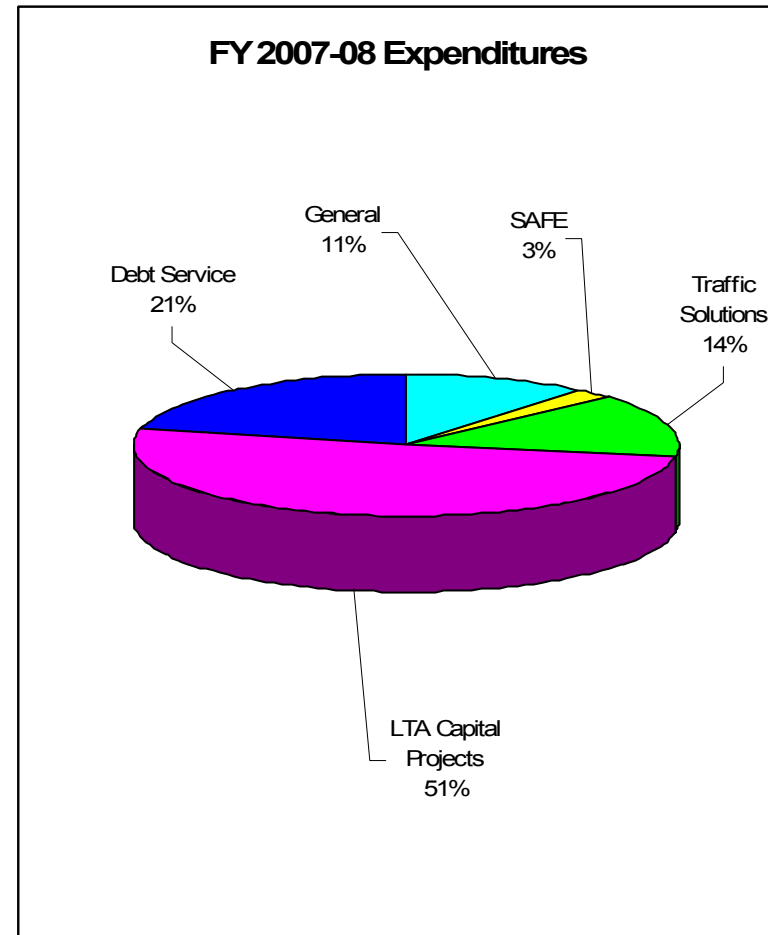
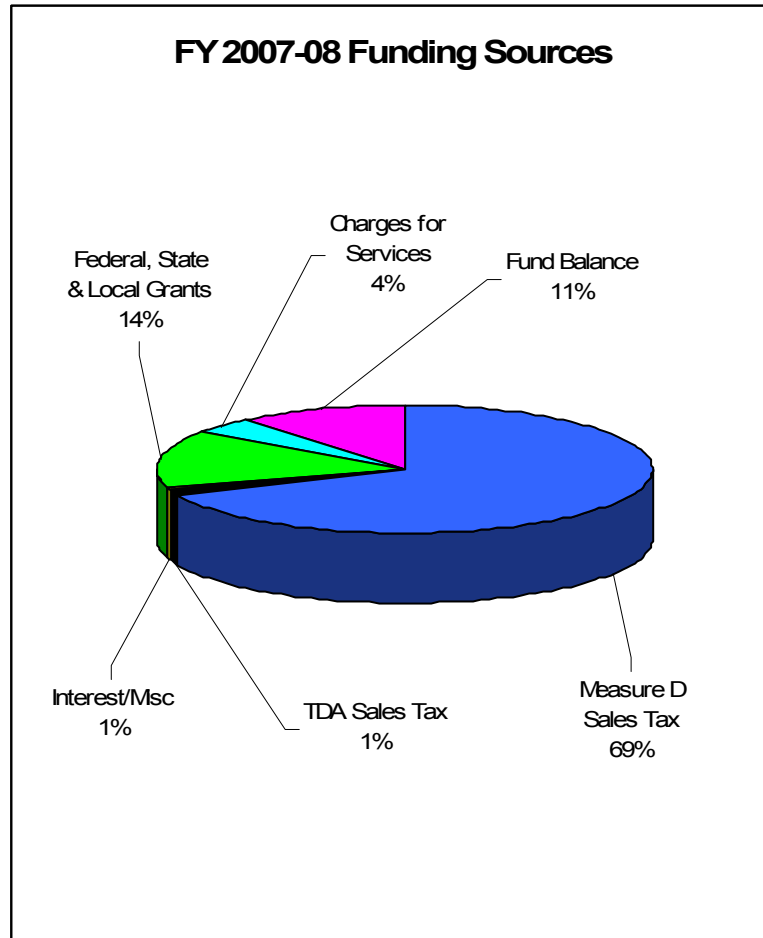
**Transportation Development Act –
State Transit Assistance Fund (Fund 1617)**

This fund is used to account for State Transit Assistance Funds provided by the Transportation Development Act. SBCAG disburses these funds to the County, some cities, and other local agencies for transit and transportation planning purposes in accordance with claims submitted by the local agencies.

SANTA BARBARA COUNTY ASSOCIATION OF GOVERNMENTS
Budget Summary
Fiscal Year 2007-08

	<u>General</u>	<u>SAFE</u>	<u>Traffic Solutions</u>	<u>LTA Capital Projects</u>	<u>Debt Service</u>	<u>Total</u>
Revenues						
Sales Taxes	\$637,500	\$0	\$0	\$9,637,000	\$0	\$10,274,500
Interest	20,000	15,000	10,000	125,000	5,000	175,000
Rental of Bldgs and Land	0	0	0	16,500	0	16,500
Intergovernmental Revenue - State	371,500	639,500	0	0	0	1,011,000
Intergovernmental Revenue - Federal	1,133,200	0	508,600	0	0	1,641,800
Intergovernmental Revenue - Local	0	0	537,300	0	0	537,300
Charges for Services	618,600	0	828,000	0	0	1,446,600
Miscellaneous Revenue	20,900	0	8,000	0	0	28,900
Other Financing Sources	150,000	0	740,000	0	4,744,000	5,634,000
Changes to Reserves	0	0	0	5,180,500	0	5,180,500
Total Revenues	<u>2,951,700</u>	<u>654,500</u>	<u>2,631,900</u>	<u>14,959,000</u>	<u>4,749,000</u>	<u>25,946,100</u>
Use (Source) of Fund Balance	56,550	(77,600)	460,600	2,048,950	(5,000)	2,483,500
Total Funding Sources	<u>\$3,008,250</u>	<u>\$576,900</u>	<u>\$3,092,500</u>	<u>\$17,007,950</u>	<u>\$4,744,000</u>	<u>\$28,429,600</u>
Expenditures						
Salaries and Benefits	\$2,223,000	\$0	\$0	\$0	\$0	\$2,223,000
Services and Supplies	769,150	576,200	2,006,300	11,371,850	0	14,723,500
Other Charges	7,000	0	213,100	700	829,000	1,049,800
Fixed Assets	9,100	700	873,100	1,400	0	884,300
Other Financing Uses	0	0	0	5,634,000	3,915,000	9,549,000
Changes to Reserves	0	0	0	0	0	0
Total Expenditures	<u>\$3,008,250</u>	<u>\$576,900</u>	<u>\$3,092,500</u>	<u>\$17,007,950</u>	<u>\$4,744,000</u>	<u>\$28,429,600</u>

SBCAG Consolidated Revenues and Expenditures



SANTA BARBARA COUNTY ASSOCIATION OF GOVERNMENTS
General Fund - Comparative Revenue Information

Revenue Description	Account Number	Cash Basis Actual 2005-06	Adopted Budget 2006-07	Estimated Actual 2006-07	Proposed Budget 2007-08
Taxes					
TDA - LTF Sales Tax	3092	410,396	394,400	394,400	307,900
Measure D Sales Tax	3094	595,177	320,000	323,680	329,600
Use of Money and Property					
Interest	3380	25,241	20,000	29,125	20,000
Intergovernmental Revenue - State					
STIP PPM Funds	4339	135,000	137,000	137,000	137,000
JARC 5316	4339	0	0	0	20,000
ALUC State Funding	4339	0	0	0	50,000
Growth Partnership Planning	4339	0	0	0	84,500
Regional Housing Needs	4339	0	0	0	80,000
Intergovernmental Revenue - Federal					
Consolidated Planning Grant	4789	929,073	1,054,600	1,029,234	1,133,200
Federal Appropriations - 5311(f)	4789	0	0	46,233	0
Federal Appropriations - 101 in Motion	4789	243,180	158,800	158,800	0
Intergovernmental Revenue - Local					
Local Government Contributions	4840	35,628	0	0	0
Charges for Services					
TS,SAFE & LTA Salary Reimbursements	5739	482,932	681,100	667,800	598,600
APCD - SIP Development	5739	9,630	20,000	30,000	20,000
Miscellaneous Revenue					
County Contribution	5770	15,000	15,000	15,000	15,000
Other Miscellaneous	5909	3,032	5,900	8,000	5,900
Other Financing Sources					
Operating Transfers In - 101 in Motion	5910	292,550	0	0	0
Op Trans In - Regional Hwy Project Development	5910	60,000	0	0	0
Op Trans In - Measure D Public Outreach/Renewal	5910	0	0	0	150,000
Total Revenues		3,236,839	2,806,800	2,839,272	2,951,700
Use (Source) of Available Fund Balance		(89,772)	171,690	104,784	56,550
Total Funding Sources		3,147,067	2,978,490	2,944,056	3,008,250

SANTA BARBARA COUNTY ASSOCIATION OF GOVERNMENTS
General Fund - Comparative Expenditure Information

<u>Expenditure Description</u>	<u>Account Number</u>	<u>Cash Basis Actual 2005-06</u>	<u>Adopted Budget 2006-07</u>	<u>Estimated Actual 2006-07</u>	<u>Proposed Budget 2007-08</u>
Salaries and Benefits					
Regular Salaries	6100	1,419,558	1,562,100	1,598,663	1,671,900
Retirement Contribution	6400	224,560	253,200	265,326	290,700
FICA/Medicare	6550	20,657	23,000	23,019	23,800
Health Insurance	6600	173,311	194,300	188,767	207,400
Life and Disability Insurance	6610	10,543	12,000	8,965	10,000
Workers Compensation	6900	18,736	19,700	22,380	19,200
Subtotal		<u>1,867,365</u>	<u>2,064,300</u>	<u>2,107,120</u>	<u>2,223,000</u>
Services and Supplies					
Communications	7050	5,452	7,000	7,010	9,300
Insurance	7090	8,653	10,500	10,500	10,500
Audit Fees	7324	34,818	35,000	35,740	33,000
Janitorial & Building Maintenance	7362	18,987	17,000	15,958	18,000
Memberships	7430	10,138	12,500	7,835	12,500
Office Expense	7450	29,483	50,500	28,944	43,000
Postage	7451	2,372	4,000	3,112	3,500
Copier Costs	7453	3,693	4,400	5,020	5,700
Professional & Special Services (See page 33)	7460	991,014	465,000	433,572	440,000
ADP Payroll Fees	7507	7,132	7,000	7,598	7,400
Publications & Legal Notices	7530	10,628	10,000	3,053	5,800
Office Lease Costs	7580	78,832	79,000	79,092	80,500
Meeting Expenses	7650	5,946	10,000	3,765	8,200
Charges for County Services	7669	4,961	28,900	28,900	31,150
Transportation and Travel	7730	38,247	44,000	41,765	48,000
Utilities	7760	9,842	13,000	9,418	12,600
Subtotal		<u>1,260,198</u>	<u>797,800</u>	<u>721,282</u>	<u>769,150</u>
Other Charges					
Interest Expense	7830	2,284	180	180	0
Phone System Equipment	7897	6,260	7,000	6,264	7,000
Subtotal		<u>8,544</u>	<u>7,180</u>	<u>6,444</u>	<u>7,000</u>
Other Financing Uses					
Op Trans Out - TDM/Rideshare	7901	0	50,000	50,000	0
Long Term Debt Principal Repayment	7910	7,518	47,810	47,810	0
Fixed Assets					
Office Furnishings & Equipment	8300	3,442	11,400	11,400	9,100
Total Expenditures		<u>3,147,067</u>	<u>2,978,490</u>	<u>2,944,056</u>	<u>3,008,250</u>

**SANTA BARBARA COUNTY ASSOCIATION OF GOVERNMENTS
SAFE - Comparative Revenue Information**

<u>Revenue Description</u>	<u>Account Number</u>	<u>Cash Basis Actual 2005-06</u>	<u>Adopted Budget 2006-07</u>	<u>Estimated Actual 2006-07</u>	<u>Proposed Budget 2007-08</u>
<i>Use of Money and Property</i>					
Interest	3380	18,756	11,000	16,005	15,000
<i>Intergovernmental Revenue - State</i>					
Motor Vehicle Fees	3541	354,618	350,000	359,772	362,000
FSP Grant Program	4339	210,913	277,500	210,913	277,500
<i>Intergovernmental Revenue - Federal</i>					
Federal TEA 21 Funds	4789	268,362	600,000	455,400	0
<i>Other Financing Sources</i>					
Op Trans In - Regional Hwy Project Development	5910	5,000	0	5,000	0
Total Revenues		<u>857,649</u>	<u>1,238,500</u>	<u>1,047,090</u>	<u>654,500</u>
Use (Source) of Available Fund Balance		101,359	116,600	226,772	(77,600)
Total Funding Sources		<u><u>959,008</u></u>	<u><u>1,355,100</u></u>	<u><u>1,273,862</u></u>	<u><u>576,900</u></u>

**SANTA BARBARA COUNTY ASSOCIATION OF GOVERNMENTS
SAFE - Comparative Expenditure Information**

Expenditure Description	Account Number	Cash Basis Actual 2005-06	Adopted Budget 2006-07	Estimated Actual 2006-07	Proposed Budget 2007-08
Services and Supplies					
Communications	7050	35,644	35,100	35,444	39,900
Insurance	7090	2,070	2,400	2,400	2,400
Call Box Maintenance & Repairs	7120	64,658	87,600	100,893	138,800
Audit Fees	7324	1,064	1,500	1,500	1,300
Office Expense	7450	120	3,000	982	2,000
Postage	7451	0	2,000	980	1,000
Professional & Special Services (See page 33)	7460	270,357	395,400	350,705	388,100
Call Box Repair Costs	7650	19,920	75,000	55,229	0
Charges for County Services	7669	1,702	1,200	1,200	1,500
Transportation and Travel	7730	0	1,000	296	1,200
Subtotal		<u>395,535</u>	<u>604,200</u>	<u>549,629</u>	<u>576,200</u>
Fixed Assets					
Call Box Installations & Upgrades	8300	563,208	750,000	723,333	0
Office Furnishings & Equipment	8300	265	900	900	700
Subtotal		<u>563,473</u>	<u>750,900</u>	<u>724,233</u>	<u>700</u>
Total Expenditures		<u><u>959,008</u></u>	<u><u>1,355,100</u></u>	<u><u>1,273,862</u></u>	<u><u>576,900</u></u>

SANTA BARBARA COUNTY ASSOCIATION OF GOVERNMENTS
Traffic Solutions - Comparative Revenue Information

Revenue Description	Account Number	Cash Basis Actual 2005-06	Adopted Budget 2006-07	Estimated Actual 2006-07	Proposed Budget 2007-08
<i>Use of Money and Property</i>					
Interest	3380	10,462	10,000	19,379	10,000
<i>Intergovernmental Revenue - State</i>					
RSTP/STIP Rideshare Funds	4339	135,000	0	0	0
<i>Intergovernmental Revenue - Federal</i>					
CMAQ - CAE	4789	230,713	0	0	0
CMAQ - Expansion	4789	62,503	0	0	0
JARC - Reverse Commute	4789	0	0	0	14,800
TCSP - WiFi on Buses	4789	0	0	0	111,000
CMAQ - TDM	4789	175,815	422,000	332,293	382,800
<i>Intergovernmental Revenue - Local</i>					
APCD CAE Contributions	4840	133,500	135,000	135,000	0
Curb Your Commute -TMP Outreach	4840	0	0	14,000	5,000
Clean Air Express Contributions	4840	0	0	0	532,300
<i>Charges for Services</i>					
Clean Air Express Fare Revenue	5739	755,640	746,000	812,892	828,000
<i>Miscellaneous Revenue</i>					
Other Miscellaneous	5909	0	8,000	0	8,000
<i>Other Financing Sources</i>					
Operating Transfers In - Clean Air Express	5910	392,000	500,000	500,000	250,000
Operating Transfers In – Coastal Express	5910	0	278,000	278,000	250,000
Operating Transfers In – TDM/Rideshare/Expansion	5910	0	110,000	110,000	0
Operating Transfers In – 101 Traffic Mgmt Plan	5910	0	0	0	240,000
Total Revenues		1,895,633	2,209,000	2,201,564	2,631,900
Use (Source) of Available Fund Balance		(201,477)	75,100	(489,524)	460,600
Total Funding Sources		1,694,186	2,284,100	1,712,040	3,092,500

SANTA BARBARA COUNTY ASSOCIATION OF GOVERNMENTS
Traffic Solutions - Comparative Expenditure Information

<u>Expenditure Description</u>	<u>Account Number</u>	<u>Cash Basis Actual 2005-06</u>	<u>Adopted Budget 2006-07</u>	<u>Estimated Actual 2006-07</u>	<u>Proposed Budget 2007-08</u>
Services and Supplies					
Communications	7050	1,948	2,100	2,355	2,800
Insurance	7090	18,899	22,000	22,000	22,000
Audit Fees	7324	4,259	6,000	5,761	5,200
Janitorial & Building Maintenance	7362	4,104	4,000	2,645	4,700
Memberships	7430	1,198	700	1,156	800
Office Expense	7450	6,182	35,400	23,000	32,100
Postage	7451	3,503	9,000	3,100	7,000
Copier Costs	7453	909	1,100	880	1,500
Professional Services (See page 33)	7460	1,038,261	1,296,700	1,094,951	1,520,000
Office Lease Costs	7580	21,467	23,000	23,150	22,950
Special Dept. Expense (Staff Costs)	7650	375,811	361,100	317,162	370,500
Charges for County Services	7669	7,391	6,100	6,100	7,300
Transportation and Travel	7730	4,642	3,500	6,299	6,150
Utilities	7760	2,461	3,000	2,277	3,300
Subtotal		<u>1,491,035</u>	<u>1,773,700</u>	<u>1,510,836</u>	<u>2,006,300</u>
Other Charges					
Fuel Charges	7893	200,456	240,000	196,185	211,300
Phone System Equipment	7897	1,636	1,900	1,519	1,800
Subtotal		<u>202,092</u>	<u>241,900</u>	<u>197,704</u>	<u>213,100</u>
Fixed Assets					
CAE Bus Improvements/Replacement	8300	0	265,000	0	811,800
WiFi on Buses	8300	0	0	0	58,500
Office Furnishings & Equipment	8300	1,059	3,500	3,500	2,800
Subtotal		<u>1,059</u>	<u>268,500</u>	<u>3,500</u>	<u>873,100</u>
Total Expenditures		<u><u>1,694,186</u></u>	<u><u>2,284,100</u></u>	<u><u>1,712,040</u></u>	<u><u>3,092,500</u></u>

**SANTA BARBARA COUNTY ASSOCIATION OF GOVERNMENTS
LTA Capital Projects - Comparative Revenue Information**

Revenue Description	Account Number	Cash Basis Actual 2005-06	Adopted Budget 2006-07	Estimated Actual 2006-07	Proposed Budget 2007-08
<i>Taxes</i>					
Measure D Sales Tax	3094	8,983,744	9,356,000	9,703,200	9,637,000
<i>Use of Money and Property</i>					
Interest	3380	235,352	125,000	331,561	125,000
Rental of Buildings and Land	3409	0	0	8,250	16,500
<i>Other Financing Sources</i>					
Long Term Debt Proc-Bond Notes	5921	0	0	8,318,050	0
<i>Miscellaneous Revenue</i>					
Other Miscellaneous	5909	0	0	39	0
<i>Changes to Reserves</i>					
Reserves-Special Districts	9704	0	0	0	5,180,500
Total Revenues		<u>9,219,096</u>	<u>9,481,000</u>	<u>18,361,100</u>	<u>14,959,000</u>
Use (Source) of Available Fund Balance		429,383	7,433,400	(806,148)	2,048,950
Total Funding Sources		<u><u>9,648,479</u></u>	<u><u>16,914,400</u></u>	<u><u>17,554,952</u></u>	<u><u>17,007,950</u></u>

SANTA BARBARA COUNTY ASSOCIATION OF GOVERNMENTS
LTA Capital Projects - Comparative Expenditure Information

<u>Expenditure Description</u>	<u>Account Number</u>	<u>Cash Basis Actual 2005-06</u>	<u>Adopted Budget 2006-07</u>	<u>Estimated Actual 2006-07</u>	<u>Proposed Budget 2007-08</u>
Services and Supplies					
Communications	7050	472	500	436	550
Insurance	7090	8,235	9,500	9,500	9,600
Audit Fees	7324	12,359	16,500	15,145	14,500
Janitorial & Building Maintenance	7362	1,026	1,000	709	1,200
Office Expense	7450	1,115	800	457	1,000
Copier Costs	7453	246	300	195	350
Professional & Special Services (See page 33)	7460	4,611,361	11,706,200	7,177,865	11,299,600
Office Lease Costs	7580	5,957	6,100	5,973	6,000
Meeting Expenses	7650	16,572	18,200	13,200	18,200
Charges for County Services	7669	(12,600)	18,900	18,900	18,050
Travel	7730	0	5,000	815	2,000
Utilities	7760	615	800	822	800
Subtotal		<u>4,645,358</u>	<u>11,783,800</u>	<u>7,244,017</u>	<u>11,371,850</u>
Other Charges					
Phone System Equipment	7897	611	800	635	700
Subtotal		<u>611</u>	<u>800</u>	<u>635</u>	<u>700</u>
Other Financing Uses					
Operating Transfers Out - 101 in Motion	7901	258,800	0	0	0
Operating Transfers Out – 101 Traffic Mgmt Plan	7901	60,000	60,000	60,000	240,000
Op Trans Out – Regional Hwy Project Development	7901	5,000	0	0	0
Operating Transfers Out – CAE/Coastal Exp	7901	392,000	778,000	778,000	500,000
Operating Transfers Out – Debt Service	7905	4,286,180	4,290,000	4,290,000	4,744,000
Op Trans Out – Measure D Public Outreach/Renewal	7905	0	0	0	150,000
Subtotal		<u>5,001,980</u>	<u>5,128,000</u>	<u>5,128,000</u>	<u>5,634,000</u>
Fixed Assets					
Office Furnishings & Equipment	8300	530	1,800	1,800	1,400
Changes to Reserves					
Reserves-Special Districts	9704	0	0	5,180,500	0
Total Expenditures		<u><u>9,648,479</u></u>	<u><u>16,914,400</u></u>	<u><u>17,554,952</u></u>	<u><u>17,007,950</u></u>

**SANTA BARBARA COUNTY ASSOCIATION OF GOVERNMENTS
Debt Service Fund - Comparative Revenue Information**

Revenue Description	Account Number	Cash Basis Actual 2005-06	Adopted Budget 2006-07	Estimated Actual 2006-07	Proposed Budget 2007-08
<i>Use of Money and Property</i>					
Interest	3380	5,706	5,000	9,890	5,000
<i>Other Financing Sources</i>					
Operating Transfers In	5911	4,286,181	4,290,000	4,494,000	4,744,000
Total Revenues		<u>4,291,887</u>	<u>4,295,000</u>	<u>4,503,890</u>	<u>4,749,000</u>
Use (Source) of Available Fund Balance		(6,499)	(4,800)	(213,702)	(5,000)
Total Funding Sources		<u><u>4,285,388</u></u>	<u><u>4,290,200</u></u>	<u><u>4,290,188</u></u>	<u><u>4,744,000</u></u>

**SANTA BARBARA COUNTY ASSOCIATION OF GOVERNMENTS
Debt Service Fund - Comparative Expenditure Information**

Expenditure Description	Account Number	Cash Basis Actual 2005-06	Adopted Budget 2006-07	Estimated Actual 2006-07	Proposed Budget 2007-08
<i>Other Charges</i>					
Interest Expense	7830	525,388	450,200	450,188	829,000
<i>Other Financing Uses</i>					
Long Term Debt Principal Repayment	7910	3,760,000	3,840,000	3,840,000	3,915,000
Total Expenditures		<u>4,285,388</u>	<u>4,290,200</u>	<u>4,290,188</u>	<u>4,744,000</u>

**JOB CLASS TABLE
FISCAL YEAR 2006-07**

Classification Title	Adopted FY 2005-06	Additions/ Deletions	Proposed FY 2006-07	Range Number	Hourly Rate		Monthly Equiv		Step Limit	Unit
					Minimum	Maximum	Minimum	Maximum		
Executive Director	1.00		1.00	747	55.899	68.241	9,689	11,828	A-E	41
Deputy Director	2.00		2.00	675	40.421	49.376	7,006	8,559	A-E	43
Flexible Series as Follows: *	1.00		1.00						A-E	43
Admin Services Officer I				607	28.795	35.153	4,991	6,093		
Admin Services Officer II				651	35.861	43.779	6,216	7,588		
TDM Program Administrator	1.00		1.00	642	34.287	41.857	5,943	7,255	A-E	43
Flexible Series as Follows: *	5.00		5.00						A-E	24
Transportation Planner I				595	27.122	33.110	4,701	5,739		
Transportation Planner II				625	31.500	38.454	5,460	6,665		
Transportation Planner Sr.				641	34.116	41.649	5,913	7,219		
Flexible Series as Follows: *	1.00		1.00						A-E	24
Finance Officer I				575	24.547	29.967	4,255	5,194		
Finance Officer II				622	31.032	37.883	5,379	6,566		
Regional Analyst	1.00		1.00	615	29.967	36.584	5,194	6,341	A-E	24
Public Info/Government Affairs Coordinator	1.00		1.00	622	31.032	37.883	5,379	6,566	A-E	24
TDM Marketing Coordinator	1.00		1.00	596	27.258	33.276	4,725	5,768	A-E	24
TDM Transit Coordinator	1.00		1.00	596	27.258	33.276	4,725	5,768	A-E	24
Transportation Engineer	0.50	0.50	1.00	646	34.978	42.701	6,063	7,402	A-E	24
Executive Secretary / Board Clerk	1.00		1.00	560	22.778	27.807	3,948	4,820	A-E	32
TDM Project Coordinator	1.00		1.00	541	20.718	25.293	3,591	4,384	A-E	24
Administrative Assistant	1.00		1.00	525	19.129	23.353	3,316	4,048	A-E	24
Administrative Services Clerk	1.00		1.00	498	16.719	20.411	2,898	3,538	A-E	23
Total Number of Positions	19.50	0.50	20.00							

**An employee can be hired at either a I , II or senior level depending on experience. In the Transportation Planner series, two positions are authorized at the senior level.*

**JOB CLASS TABLE
FISCAL YEAR 2007-08**

Assumes Board approval of a 3.5% cost-of-living increase for all classifications effective 6/18/07

Classification Title	Adopted FY 2006-07	Additions/ Deletions	Proposed FY 2007-08	Range Number	Hourly Rate		Monthly Equiv		Step Limit	Unit
					Minimum	Maximum	Minimum	Maximum		
Executive Director	1.00		1.00	754	59.941	73.176	10,390	12,684	A-E	41
Deputy Director	2.00		2.00	682	41.857	51.099	7,255	8,857	A-E	43
Flexible Series as Follows: * Admin Services Officer I Admin Services Officer II	1.00		1.00	614 658	29.818 37.135	36.402 45.334	5,168 6,437	6,310 7,858	A-E	43
TDM Program Administrator	1.00		1.00	649	35.505	43.344	6,154	7,513	A-E	43
Flexible Series as Follows: * Transportation Planner I Transportation Planner II Transportation Planner Sr.	5.00		5.00	602 632 648	28.086 32.619 35.328	34.287 39.821 43.129	4,868 5,654 6,124	5,943 6,902 7,476	A-E	24
Flexible Series as Follows: * Finance Officer I Finance Officer II	1.00		1.00	582 629	25.419 32.134	31.032 39.229	4,406 5,570	5,379 6,800	A-E	24
Regional Analyst	1.00		1.00	622	31.032	37.883	5,379	6,566	A-E	24
Public Info/Government Affairs Coordinator	1.00		1.00	629	32.134	39.229	5,570	6,800	A-E	24
TDM Marketing Coordinator	1.00		1.00	603	28.226	34.458	4,893	5,973	A-E	24
TDM Transit Coordinator	1.00		1.00	603	28.226	34.458	4,893	5,973	A-E	24
Transportation Engineer	1.00		1.00	653	36.220	44.218	6,278	7,664	A-E	24
Executive Secretary / Board Clerk	1.00		1.00	567	23.587	28.795	4,088	4,991	A-E	32
TDM Project Coordinator	1.00		1.00	548	21.454	26.191	3,719	4,540	A-E	24
Administrative Assistant	1.00		1.00	532	19.809	24.183	3,434	4,192	A-E	24
Administrative Services Clerk	1.00		1.00	505	17.313	21.136	3,001	3,664	A-E	23
Total Number of Positions	20.00	0.00	20.00							

**An employee can be hired at either a I , II or senior level depending on experience. In the Transportation Planner series, two positions are authorized at the senior level.*

APPENDIX

Traffic Solutions Professional and Special Services	
Clean Air Express Operations	\$850,500
Coastal Express Operations	323,000
Computer Support & Reception Services	13,500
Curb Your Commute Vanpool Program	161,700
Emergency Ride Home Program	1,500
Green Business Program	2,500
GreenRide Fee & Add-On	15,000
North County Rideshare Promotion	10,000
Earth Day Event	1,000
Program Advertising	20,000
Reverse Commute Vanpool Program	28,600
Team Bike Challenge	7,000
TS Online Event	5,000
Vanpool Quick Start & Rebate Program	5,000
WiFi on Buses	75,700
Total	<u>\$1,520,000</u>

General Fund Professional and Special Services	
Airport Land Use Plan	\$50,000
Compensation and Benefit Study	10,000
Computer Support & Reception Services	50,100
Contributions to LOSSAN/CRCC	10,000
ITS Consultant	7,000
Legal Services - County Counsel	25,000
Measure D Public Outreach/Renewal	150,000
Other Miscellaneous	6,900
Partnership Planning	50,000
Regional Indicators Report	5,000
Regional Transportation Plan EIR	20,000
TIP Consultant	11,000
Transit Planning - TDA Audits	10,000
Transportation Planning temp services	10,000
Travel Demand Model	25,000
Total	<u>\$440,000</u>

LTA Capital Projects Professional and Special Services	
Computer Support & Reception Services	\$3,400
Financial Advisor - MCM	10,000
Legal Services - County Counsel	35,000
Other Miscellaneous	7,500
Route 101 Milpas to Hot Springs	4,824,500
Route 101 Ortega Hill	250,000
Route 101/Donovan	25,000
Route 101/Stowell	10,000
Route 154 Group II	5,928,000
Route 154 North	10,300
SBCAG Staff Support	189,900
Trustee Services - U.S. Bank	6,000
Total	<u>\$11,299,600</u>

Service Authority for Freeway Emergencies Professional and Special Services	
Call Box Advertising	\$7,500
CHP/SAFE Liaison Costs	1,500
Computer Support & Reception Services	3,400
Dispatch Services	8,500
Freeway Service Patrol Program	5,000
Freeway Service Patrol Truck Services	228,500
South Coast ITS Implementation	80,000
SBCAG Staff Support	53,700
Total	<u>\$388,100</u>